




# *Patriots in Petticoats*

## Fabric requirements






These are the fabric requirements that were used for the original quilt, made with the Hanna Wallis collection by Windham. You can use this chart to choose your own fabrics for the pattern.






Fabric	Yardage (in yards)	Notes
 32000-1	1/4	
 32000-3	1/2	
 32000-6	1 1/2	

 32001-2	2	
 32001-6	1/4	Fat Quarter
 32002-5	3/4	
 32002-6	1 1/4	
 32003-1	1	

 <p>32003-5</p>	<p>1/2</p>	
 <p>32003-6</p>	<p>1/3</p>	
 <p>32004-2</p>	<p>7/8</p>	
 <p>32004-6</p>	<p>1/4</p>	<p>Fat Quarter</p>
 <p>32004-7</p>	<p>1/4</p>	<p>Fat Quarter</p>

 <p>32004-8</p>	<p>3/4</p>	
 <p>32005-1</p>	<p>3</p>	
 <p>32006-1</p>	<p>1/4</p>	
 <p>32006-5</p>	<p>1/4</p>	
 <p>32006-6</p>	<p>1/4</p>	<p>Fat Quarter</p>

 <p>32007-6</p>	<p>1/4</p>	
 <p>32008-2</p>	<p>2 3/4</p>	
 <p>32008-3</p>	<p>1 1/8</p>	
 <p>32008-4</p>	<p>1/4</p>	<p>Fat Quarter</p>
 <p>32008-5</p>	<p>1/4</p>	<p>Fat Quarter</p>

 <p>32009-1</p>	$1/4$	
 <p>32009-3</p>	$1$	
 <p>32009-4</p>	$1/3$	
 <p>32010-1</p>	$2/3$	
 <p>32010-2</p>	$5/8$	

 <p>32011-1</p>	$1/4$	
 <p>32011-3</p>	$1/3$	<b>Fat Third</b>